

PARAX[®]
MADE WITH PASSION


FITTING GUIDE - L-RACK

DOES MY BIKE FIT ON THE L-RACK?


With our Fitting Guide you can easily find out if your bike fits on our L-Rack.

The best bikes are those with a diamond frame. The top tube can be horizontal or slightly inclined. A rectangle measuring 29 x 5cm (11,4" x 2") should fit into the triangle of top tube, bottom tube and seat tube. The handlebar width should not exceed 62cm.

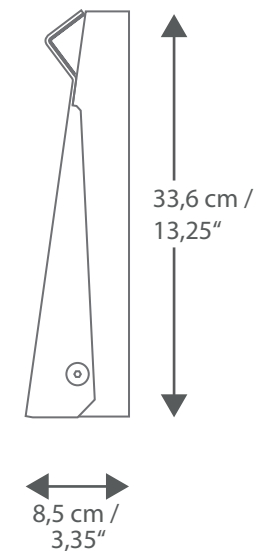
Our L-Rack is very stable. However, the maximum weight of your bike should not exceed 20kg. Of course your wall should be load bearing.



FRONT VIEW:
OPEN



FRONT VIEW:
CLOSED



FRONT VIEW:
OPEN

